



LEICA VARIO-ELMAR-SL 100-400 f/5-6.3

Technical Data.




Lens	LEICA VARIO-ELMAR-SL 100-400 f/5-6.3
Order No. Black, anodized	11 191
View angle (diagonal/horizontal/vertical) Full-frame (24x36 mm)	100 mm: 23.8°/19.9°/13.3° 400 mm: 6.4°/5.3°/3.5°
Lens system Number of lenses/assemblies Position of the entrance pupil before the bayonet Focus range	22/16 100 mm: 106 mm 400 mm: 479.9 mm 100 mm: 1.10 m to ∞ 400 mm: 1.59 m to ∞
Focusing Setting Smallest object field Largest scale	Choose automatic (Autofocus) or manual mode on the camera Full-frame: 100 mm: 224 mm x 335 mm 400 mm: 98 mm x 148 mm 100 mm: 1:9.3 400 mm: 1:4.1
Diaphragm Setting/Function Smallest aperture	Electronically controlled aperture, setting on the camera, half or third values can also be set 22
Bayonet	Leica L bayonet fitting with contact strip
Firmware	Lens firmware can be updated via the camera
Coating	Hydrophobe Aqua-Dura® coating on external lenses
Material	Magnesium and aluminum full-metal housing, black anodized, dust and splash water protected
Housing	The lens comes equipped with a tripod clamp and detachable tripod shoe. Only this specific tripod clamp must be used for shoots with tripod to avoid damage to the bayonet of the camera.
Filter thread	E82
Lens hood	Male bayonet for lens hood (included in the scope of delivery)
Dimensions Length Diameter Weight	Approx. 198 mm/253 mm (without/with lens hood) Approx. 88 mm/97 mm (without/with lens hood) Approx. 1530 g/1620 g (without/with lens hood)

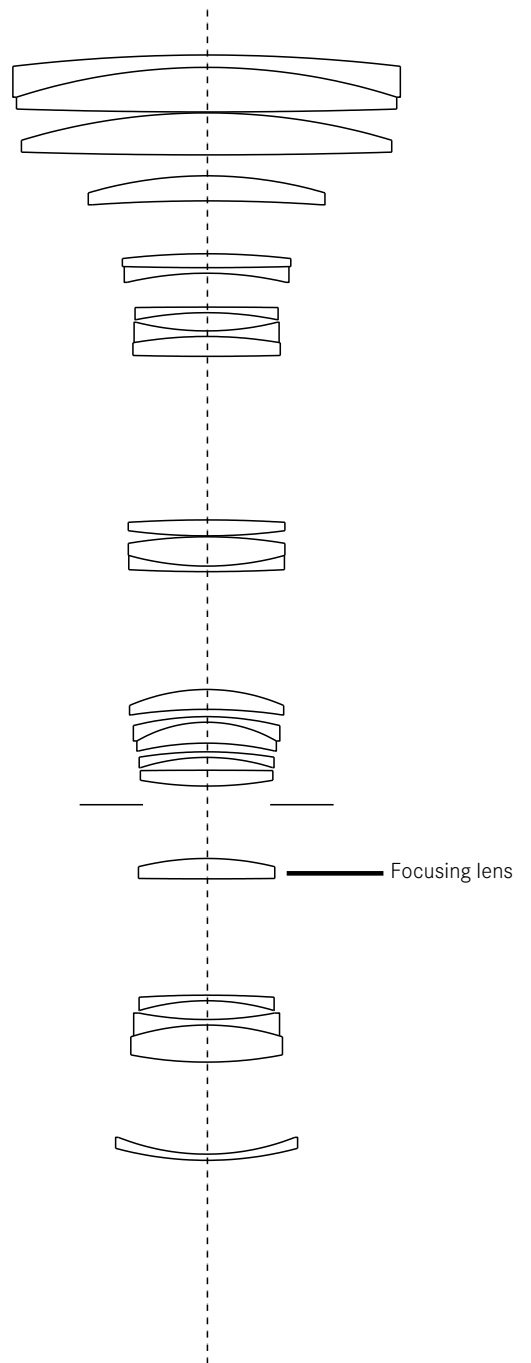


LEICA **VARIO-ELMAR-SL** 100-400 f/5-6.3

TECHNICAL DRAWING



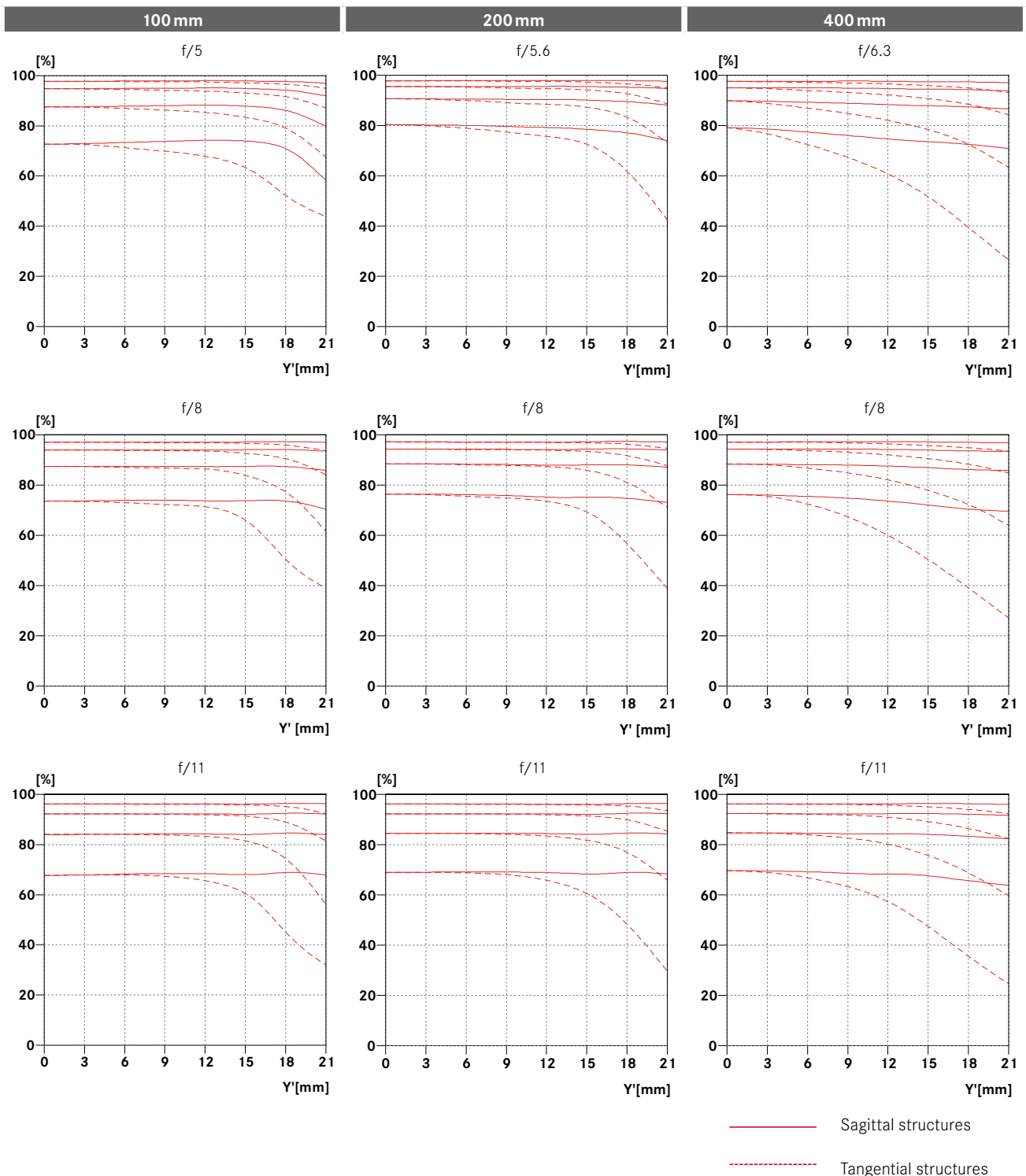
LENS CUT





LEICA VARIO-ELMAR-SL 100-400 f/5-6.3

MTF DIAGRAMS



MTF CURVES

The MTF is shown in each case for the max. aperture as well as for 8 and 11 for long focus distances (infinity). The contrast is plotted in percentages for 5, 10, 20, 40 Lp/mm over the height of the format for tangential (dashed line) and sagittal structures (continuous line) for white light. The plots for 5 and 10 Lp/mm offer an impression of the contrast behavior for coarser object structures, while the 20 and 40 Lp/mm plots document the resolution capability for fine and finest object structures.