



LEICA **APO-MACRO-ELMARIT-SL** 100 f/2.8

Technical Data.



Lens	Leica APO-Macro-Elmarit-SL 100 f/2.8
Order No.	
Black, anodized	11125
View angle (diagonal/horizontal/vertical)	
Full-frame (24 x 36 mm)	22.7°/19.6°/13°
Lens system	
Number of lenses/groups	17/12
Position of the entrance pupil before the bayonet	36 mm
Focus range	0.29 m to ∞
Focusing	
Setting	Choose automatic (Autofocus) or manual mode on the camera
Smallest object field	23.9 mm x 35.9 mm
Largest scale	1:0.997

Exposure compensation macro range	Scale	Distance	Aperture	Exposure compensation
	1:13	4.93 ft / 1.5 m	3.13	+0.2 EV
	1:8.1	3.29 ft / 1 m	3.25	+0.32 EV
	1:7.1	2.96 ft / 0.9 m	3.3	+0.36 EV
	1:6.2	2.63 ft / 0.8 m	3.36	+0.42 EV
	1:5.2	2.3 ft / 0.7 m	3.45	+0.49 EV
	1:4.2	1.97 ft / 0.6 m	3.58	+0.6 EV
	1:3.2	1.64 ft / 0.5 m	3.79	+0.76 EV
	1:2.2	1.31 ft / 0.4 m	4.21	+1.06 EV
	1:1.7	1.15 ft / 0.35 m	4.03	+1.34 EV
	1:1	0.968 ft / 0.3 m	5.75	+1.96 EV

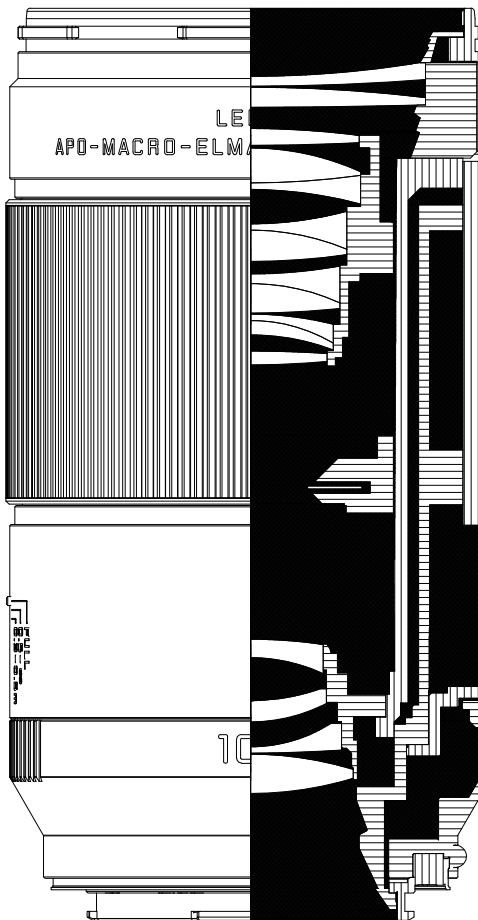
The effective aperture is reduced as close focusing distances grow shorter.



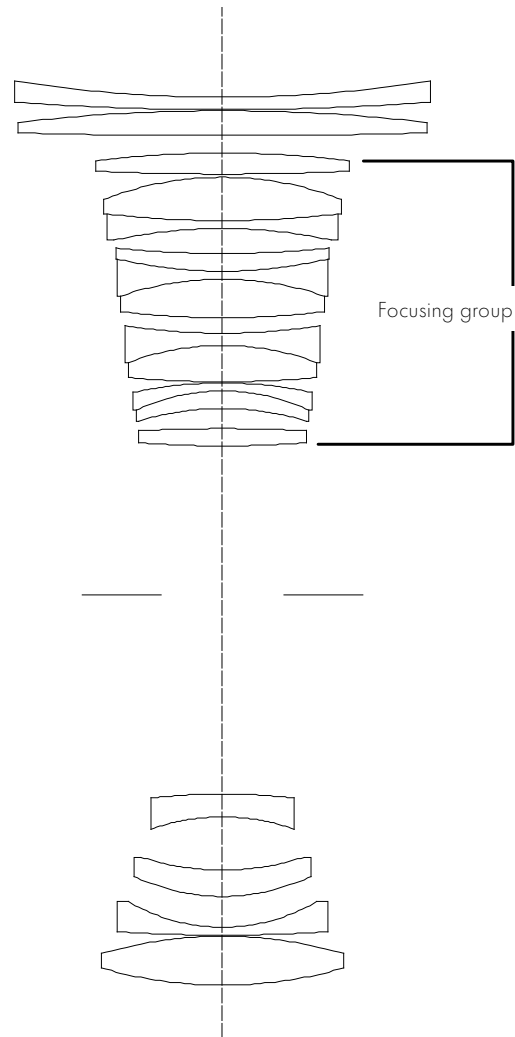
LEICA APO-MACRO-ELMARIT-SL 100 f/2.8

Aperture Setting/Function	Electronically controlled aperture, setting on the camera, half or third values can also be set
Smallest aperture	22
Bayonet	Leica L bayonet fitting with contact strip
Firmware	Lens firmware can be updated via the camera
Coating	Hydrophobic Aqua-Dura® coating on external lens
Material	Aluminum full-metal housing, black anodized, dust and splash water protected
Filter thread	E67
Lens hood	Male bayonet for lens hood (included in the scope of delivery)
Dimensions	
Length	Approx. 137 mm/187 mm (without/with lens hood)
Diameter	Approx. 77 mm/82 mm (without/with lens hood)
Weight	Approx. 801 g/862 g (without/with lens hood)

TECHNICAL DRAWING



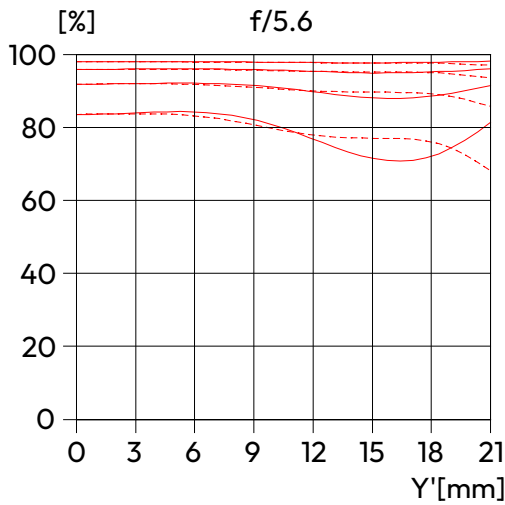
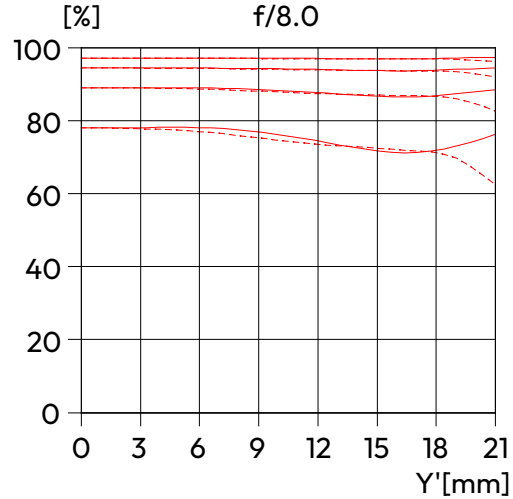
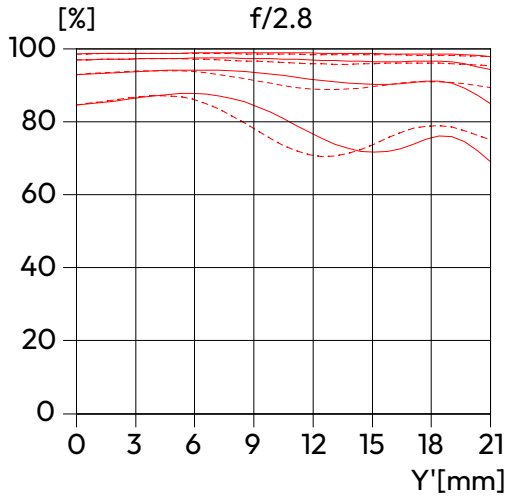
LENS CUT





LEICA APO-MACRO-ELMARIT-SL 100 f/2.8

MTF DIAGRAMS



— Sagittal structures
- - - Tangential structures

MTF CURVES

The MTF is shown in each case for the max. aperture as well as for 5.6 and 8 for long focus distances (infinity). The contrast is plotted in percentages for 5, 10, 20, 40 Lp/mm over the height of the format for tangential (dashed line) and sagittal structures (continuous line) for white light. The plots for 5 and 10 Lp/mm offer an impression of the contrast behavior for coarser object structures, while the 20 and 40 Lp/mm plots document the resolution capability for fine and finest object structures.